


Annual General Meeting of Shareholders

Nancy McKinstry
CEO and Chairman of the
Executive Board



April 22, 2008 - Amsterdam



Forward-looking Statements

This presentation contains forward-looking statements. These statements may be identified by words such as "expect", "should", "could", "shall", and similar expressions. Wolters Kluwer cautions that such forward-looking statements are qualified by certain risks and uncertainties, that could cause actual results and events to differ materially from what is contemplated by the forward-looking statements. Factors which could cause actual results to differ from these forward-looking statements may include, without limitation, general economic conditions, conditions in the markets in which Wolters Kluwer is engaged, behavior of customers, suppliers and competitors, technological developments, the implementation and execution of new ICT systems or outsourcing, legal, tax, and regulatory rules affecting Wolters Kluwer's businesses, as well as risks related to mergers, acquisitions and divestments. In addition, financial risks, such as currency movements, interest rate fluctuations, liquidity and credit risks could influence future results. The foregoing list of factors should not be construed as exhaustive. Wolters Kluwer disclaims any intention or obligation to publicly update or revise any forward-looking statements, whether as a result of new information, future events or otherwise.

Agenda

- Opening Remarks
- Strategic Priorities
- Highlights of 2007 Financial Performance
- Divisional Performance
- 2008 Outlook

Wolters Kluwer's Vision

The Professional's First Choice

Provide information, tools, and solutions to help professionals make their most critical decisions effectively and improve their productivity

Our Strategy for Accelerating Profitable Growth



Accomplishments 2007

Delivered on 2007 Key Performance Indicators

Organic Revenue Growth Accelerated

Ordinary EBITA Margin Increased Significantly

Expanded Electronic Product Offerings

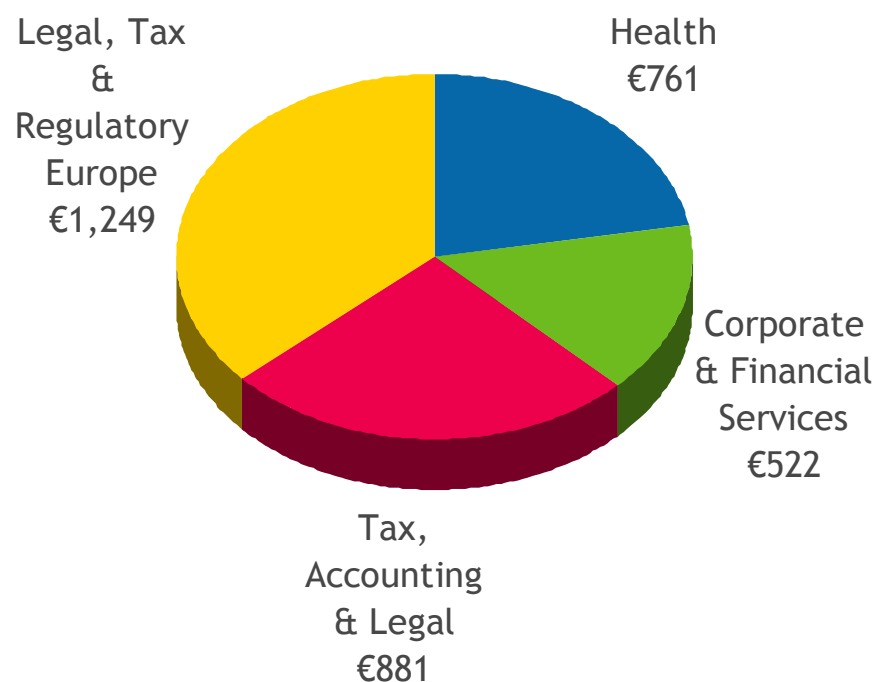
Strengthened Leading Positions/ Expanded High-Growth Adjacent Markets

Strong Shareholder Returns - Proposal Dividend Increase of 10%

Accelerated Revenue and Organic Growth

Strong Growth: 6% Growth in Constant Currencies and 4% Organic Growth

2007 Revenue: €3,413 million



Full year 2007	Δ% Constant Currencies ¹	Δ% Organic Growth
Health	1%	1%
CFS	6%	5%
TAL	14%	6%
LTRE	4%	4%
Wolters Kluwer²	6%	4%

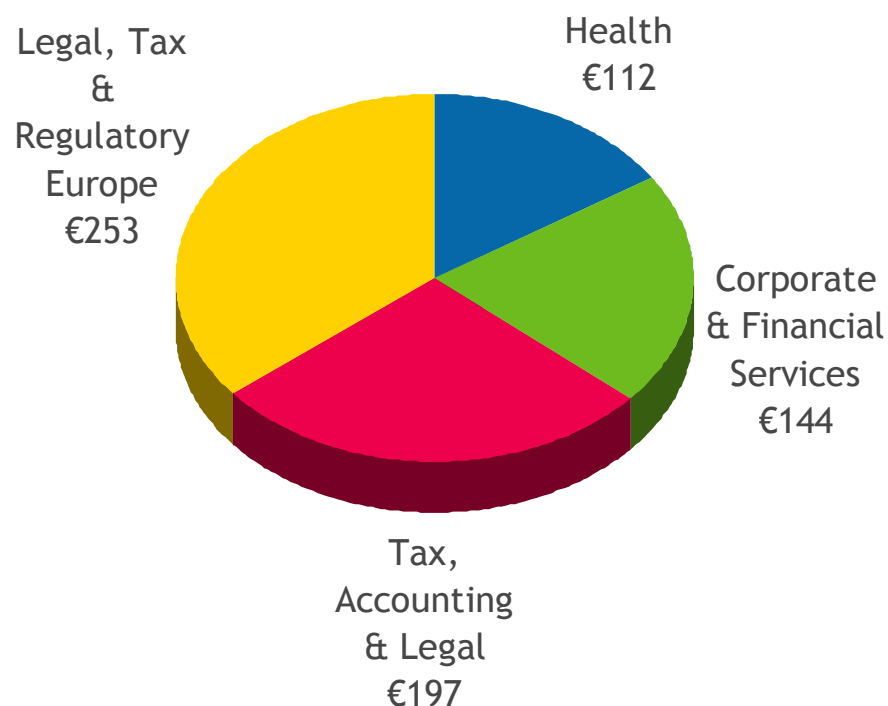
¹ Constant currencies at EUR/USD = 1.26

² Continuing operations

Accelerated EBITA Growth

Double-digit Growth: 27% Growth in Constant Currencies with 20% Ordinary EBITA Margin

2007 Ordinary EBITA: €667 Million



Full year 2007	Δ% Constant Currencies ¹	Ordinary EBITA Margin
Health	2%	14.7%
CFS	35%	27.6%
TAL	47%	22.4%
LTRE	18%	20.2%
Wolters Kluwer²	27%	19.5%

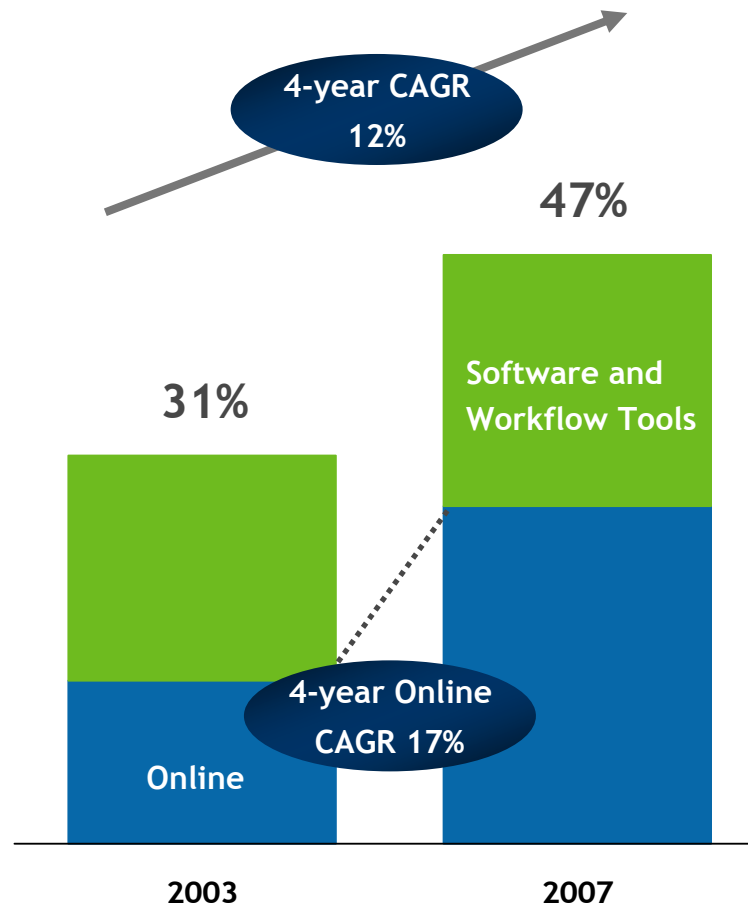
¹ Constant currencies at EUR/USD = 1.26

² Continuing operations

Note: Pie chart excludes €39 million in corporate costs

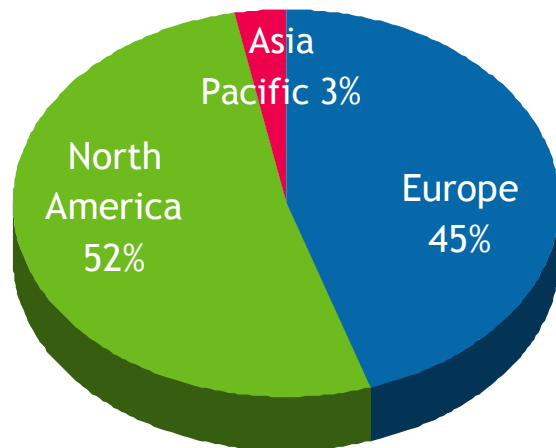
Driven by Double-digit Revenue Growth from Online and Workflow Tools

Percent of Wolters Kluwer Revenue from Online/ Workflow Tools

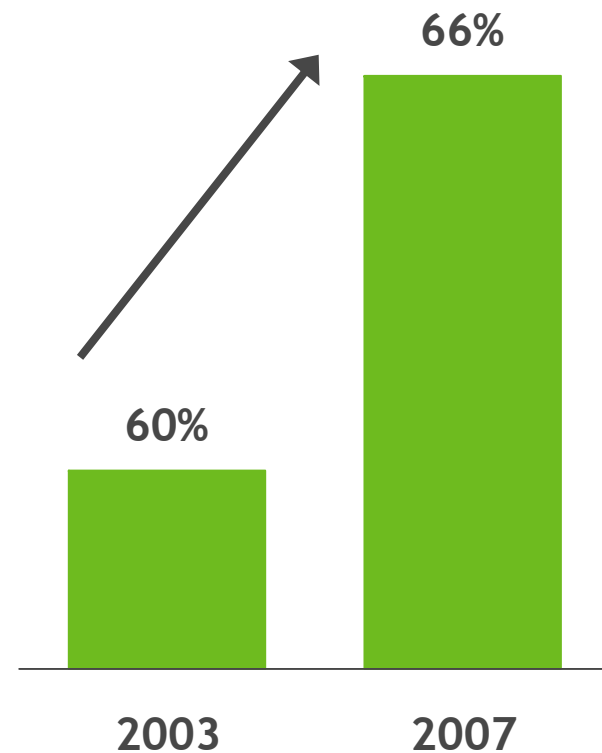


Growing Subscription Base and Geographic Balance

Geographical Spread of Revenues

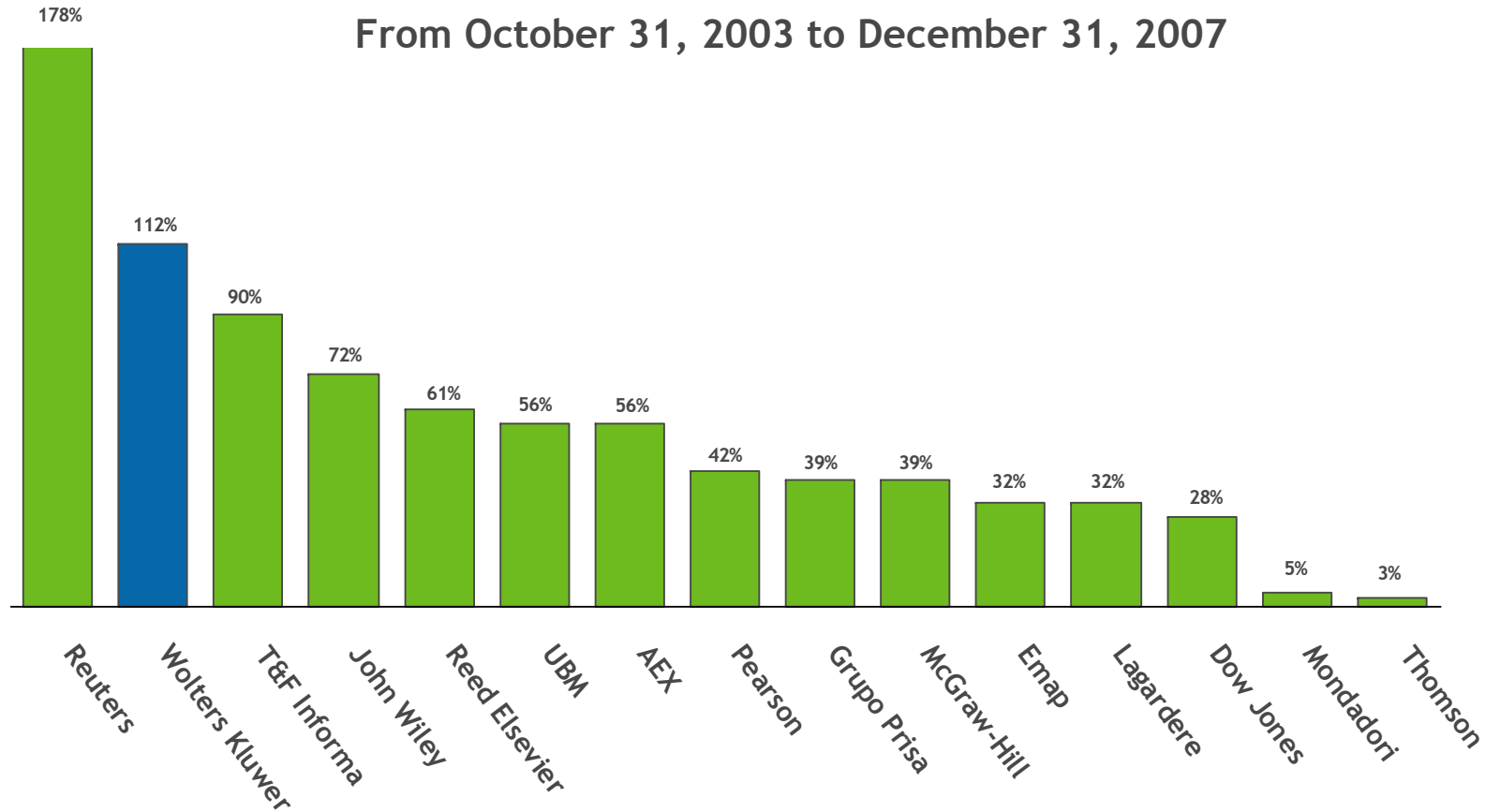


Subscription Revenue as a % of Total Revenue



Wolters Kluwer has Created Significant Shareholder Value

Total Shareholder Return
From October 31, 2003 to December 31, 2007



Note: Share performance including gross dividend reinvestment (with exception of AEX)
Source: Bloomberg

Agenda

- Opening Remarks
- Strategic Priorities
- Highlights of 2007 Financial Performance
- Divisional Performance
- 2008 Outlook

Our Strategy for 2007 Builds on Our Strengths to Accelerate Growth

2003-06 Strategy

- Strengthened market positions and portfolio
- Restructured cost base and increased operational rigor
- Developed significant presence in online and software
- Reallocated capital to higher growth markets
- Achieved major increase in shareholder value

Wolters Kluwer Today

- Leader in core markets
- Clear momentum around organic growth
- Local focus, global scale
- Product depth and breadth with focus on essential customer content and workflow tools
- Operational discipline
- Strong organizational capabilities

Accelerate Profitable Growth to Deliver Superior Shareholder Value



Grow Our Leading Positions



- Broaden coverage of core customer needs to expand range of integrated offerings
- Increase depth of products and services to participate more deeply in professionals' workflows
- Enhance market execution, retention rates and share of customer spend

2007: Growing Our Leading Positions



- OvidSP (Health) - the most relevant medical search platform globally
- Navigator (LTRE: Netherlands) - strong integrated workflow research solution
- Electronic products accounts for nearly 50% of Wolters Kluwer revenue worldwide

Capture Key Adjacent Markets



- Expand into adjacent customer segments and markets by developing innovative products
- Extend productivity-based tools and services
- Pursue promising market opportunities and partnerships

2007: Capturing Key Adjacent Markets



- CorpSystem - new TAL brand of software and workflow solutions for corporate professionals
- MYOB (early 2008) - acquisition strengthens TAL's presence in the accounting software market in the United Kingdom
- AppOne and Banconsumer - acquisitions build CFS' indirect lending portfolio
- One Legal - equity partnership to expand CFS' position in electronic court filings

Exploit Global Scale and Scope



- Leverage local brands, global scale and know-how to build a larger footprint in emerging markets (e.g., China, India, and Eastern Europe)
- Focus on software and services with global scale and attractive local market potential
- Use common global platforms to enable local customization faster and at lower cost

2007: Exploiting Global Scale and Scope



- MCFR - expands LTRE footprint in the Russian markets
- TeamMate - expands TAL presence to 96 countries worldwide
- CT TyMetrix and Securities Compliance Solutions - first CFS products to drive growth in U.K. market
- Health content - expanding local language offering in China, Spain, Latin America and Brazil

Institutionalize Operational Excellence



- Build customer insight and increase structured product planning
- Instill a continuous improvement culture throughout Wolters Kluwer with a focus on sourcing and Lean Six Sigma
- Extend offshoring to additional functions and operating units
- Continue to strengthen management capabilities and talent

Institutionalizing Operational Excellence with Springboard



Agenda

- Opening Remarks
- Strategic Priorities
- Highlights of 2007 Financial Performance
- Divisional Performance
- 2008 Outlook

Continuing Delivery on Commitments to Enhance Shareholder Value

Key Performance Indicators	Actual 2004	Actual 2005	Actual 2006	Target 2007	Actual 2007
Organic Revenue Growth	1%	2%	3%	4%	4%
Ordinary EBITA Margin	16%	16%	17%	19-20%	20%
Cash Conversion	126%	106%	99%	95-105%	91%
Free Cash Flow	€407m	€311m	€399m	±€425m ¹	€423m ¹
ROIC (after tax)	7%	7%	7%	≥WACC ²	8%
Ordinary diluted EPS	€0.91	€0.93	€1.10	€1.45- €1.50 ¹	€1.48 ¹

¹ Figures stated at constant currencies EUR/USD = 1.26

² WACC equals 8% after Tax

Acquisitions

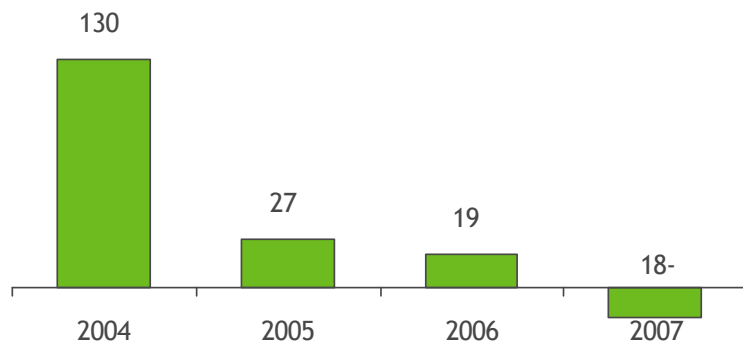
	Acquisition	Market Segment Focus
Health	ProVation Medical	➔ Medical documentation and coding software products (earn-out payments completed in 2007)
CFS	Desert Documents Banconsumer Services AppOne	➔ Mortgage Wholesale Segment ➔ Indirect Lending ➔ Solutions for independent auto dealers and lenders
TAL	TeamMate GEE MYOB*	➔ Integrated audit productivity software ➔ HR and Health & Safety compliance products ➔ Accounting software for U.K. and Ireland
LTRE	MCFR (55%) Europea de Derecho	➔ Information Services in Russia ➔ Legal data base Spain
Wolters Kluwer	Annualized revenues of €90 million 2007 revenue contribution of €13 million Total net cash acquisition spending €198 million; including earn-outs of past deals Total consideration on 2007 acquisitions was €180 million	

All Acquisitions are accretive to ordinary EPS in Year 1 and are expected to cover their cost of capital within 3-5 years

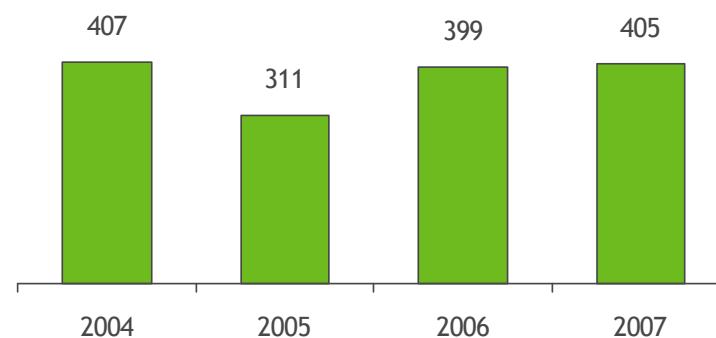
* MYOB acquisition 2008; not included in 2007 revenue or acquisition costs

Solid Financial Position

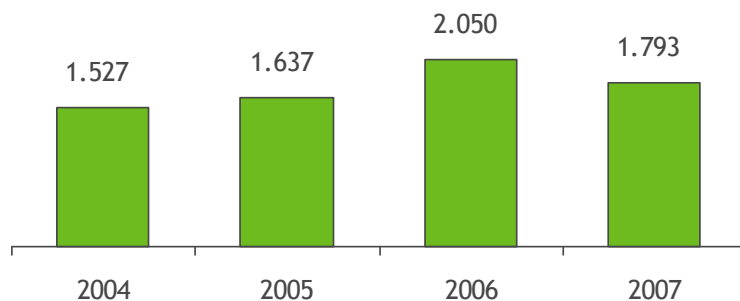
Working Capital (EUR million)



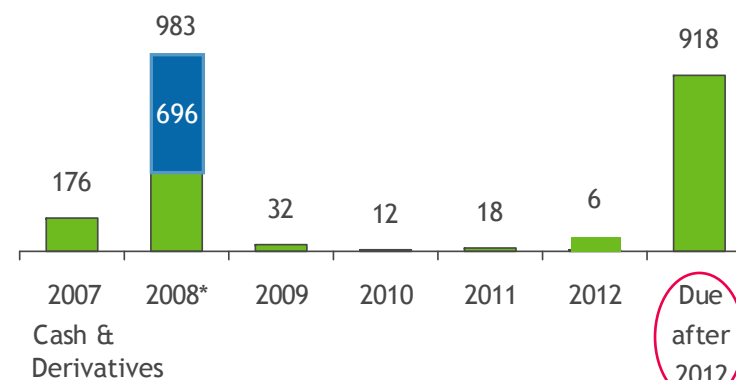
Free Cash Flow (EUR million)



Net Debt (EUR million)



Debt Maturity Profile (EUR million)



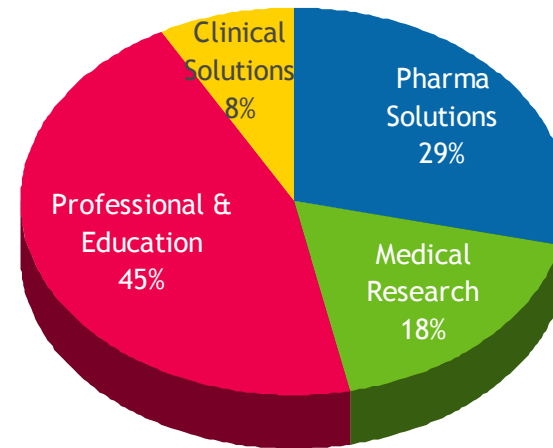
*2008: includes draw downs on credit facility of €696m, maturing 2011

Agenda

- Opening Remarks
- Strategic Priorities
- Highlights of 2007 Financial Performance
- Divisional Performance
- 2008 Outlook

Health Highlights

- Clinical Solutions - Double-digit growth
- Medical Research - Good growth driven by launch of OvidSP and strong subscription sales
- Pharma Solutions - Double-digit growth in brand analytics and managed care products offset by price compression and softening pharma promotional spend
- Professional & Education - Softening wholesale/retail ordering as sales shift to online channels
- Margins were flat to the previous year due largely to investments in new products and data sets



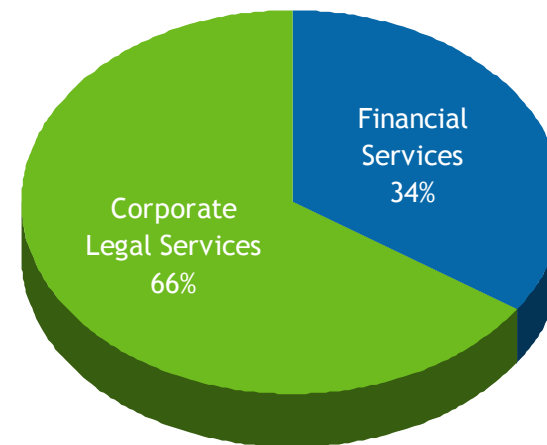
Millions	Full Year				Fourth Quarter			
	2007	2006	Δ% CC ¹	Δ% OG ²	2007	2006	Δ% CC ¹	Δ% OG ²
Revenue (EUR)	761	823	1%	1%	205	232	(1%)	(1%)
Revenue (USD)	1,044	1,036			298	300		
Ordinary EBITA (EUR)	112	120	2%	2%	43	41	15%	15%
Ordinary EBITA (USD)	156	152			62	53		
Ordinary EBITA Margin	15%	15%			21%	17%		

¹ CC - Constant currencies at EUR/ USD = 1.26

² OG - Organic Growth

CFS Highlights

- Corporate Legal Services - Strong renewals and new sales in Compliance & Governance.
- Double-digit growth in UCC, litigation support and e-billing solutions
- Deceleration in M&A and IPO transaction volumes in second half tempered growth
- Financial Services - Stable banking content, insurance, and securities product line growth offset by lower mortgage volume levels
- Significant margin improvement driven by organic growth and benefit of restructuring programs



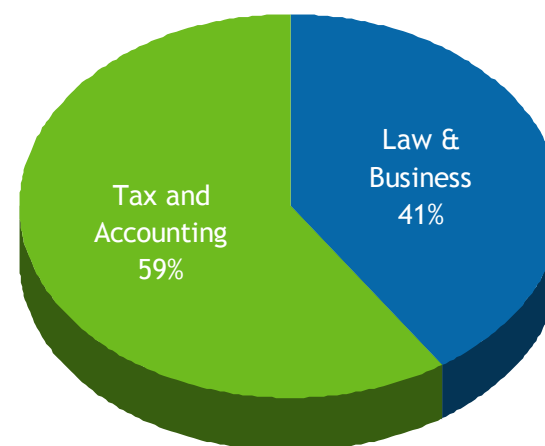
Millions	Full Year				Fourth Quarter			
	2007	2006	Δ% CC ¹	Δ% OG ²	2007	2006	Δ% CC ¹	Δ% OG ²
Revenue (EUR)	522	534	6%	5%	126	137	4%	2%
Revenue (USD)	714	671			183	176		
Ordinary EBITA (EUR)	144	116	35%	34%	34	30	28%	31%
Ordinary EBITA (USD)	197	146			49	38		
Ordinary EBITA Margin	28%	22%			27%	22%		

¹ CC - Constant currencies at EUR/USD = 1.26

² OG - Organic Growth

TAL Highlights

- Strong new sales and retention rates of tax and accounting software and workflow tools and new software releases
- Small Firm Services group contributed to overall growth
- Good growth in publishing businesses, particularly legal education and Accounting Research Manager
- Good growth in enhanced integrated libraries and workflow tools for the legal market
- Margin improvement driven by Small Firm Services, restructuring of the U.K. business and offshoring and outsourcing initiatives



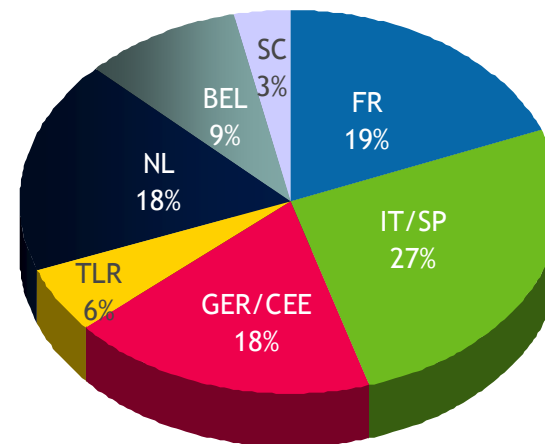
	Full Year				Fourth Quarter			
	2007	2006	Δ% CC ¹	Δ% OG ²	2007	2006	Δ% CC ¹	Δ% OG ²
Revenue (EUR)	881	826	14%	6%	228	218	15%	15%
Revenue (USD)	1,205	1,035			330	281		
Ordinary EBITA (EUR)	197	146	47%	28%	41	27	74%	78%
Ordinary EBITA (USD)	269	181			61	35		
Ordinary EBITA Margin	22%	18%			18%	12%		

¹ CC - Constant currencies at EUR/USD = 1.26

² OG - Organic Growth

LTRE Highlights

- Growth was driven by online offerings gaining momentum, new workflow solutions and software products as well as expansion of training and other services
- Italy, Spain, and Central and Eastern Europe delivered very strong growth through innovation and customer focus programs
- The Netherlands and Belgium delivered good growth as a result of successful restructuring efforts
- Margin improvement driven by revenue performance, cost-savings initiatives, and the benefits of restructuring programs



Millions	Full Year				Fourth Quarter			
	2007	2006	Δ% CC ¹	Δ% OG ²	2007	2006	Δ% CC ¹	Δ% OG ²
Revenue (EUR)	1,249	1,194	4%	4%	377	359	5%	5%
Ordinary EBITA (EUR)	253	213	18%	17%	105	92	12%	13%
Ordinary EBITA Margin	20%	18%			28%	26%		

¹ CC - Constant currencies at EUR/USD = 1.26

² OG - Organic Growth

Update on Wolters Kluwer's Corporate Social Responsibility Activities

- Focus of 2007 sustainable entrepreneurship efforts
 - Embedding business values and principles into performance appraisal systems
 - Knowledge creation throughout the company
 - Establishing a company-wide approach on human rights issues
 - Management reporting system on key sustainability data
 - Structuring community involvement activities focused on company's key initiatives of knowledge creating and health

- Recognition from the sustainable entrepreneurship community
 - Added to the Dow Jones Sustainability World Index in 2007
 - Recognized as a media sector leader in the Sustainability Yearbook 2008, winning both the SAM Bronze Class and SAM Sector Mover awards

Agenda

- Opening Remarks
- Strategic Priorities
- Highlights of 2007 Financial Performance
- Divisional Performance
- 2008 Outlook

2008 Outlook

Key Performance Indicators	Actual 2004	Actual 2005	Actual 2006	Actual 2007	Target 2008
Organic Revenue Growth	1%	2%	3%	4%	4%
Ordinary EBITA Margin	16%	16%	17%	20%	20%
Free Cash Flow	€407m	€311m	€399m	€405m	±€400m ¹
ROIC (after tax)	7%	7%	7%	8%	8%
Ordinary diluted EPS	€0.91	€0.93	€1.10	€1.38	€1.52- €1.57 ¹

¹ Figures stated at constant currencies EUR/USD = 1.37

Accelerating Profitable Growth



Enhanced value for customers, shareholders, and employees

Thank You



The Professional's First Choice

Provide information, tools, and solutions to help professionals make their most critical decisions effectively and improve their productivity