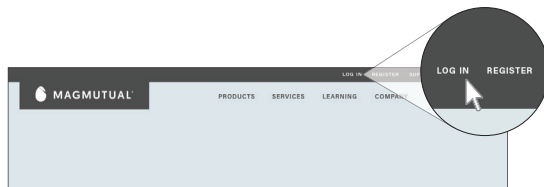




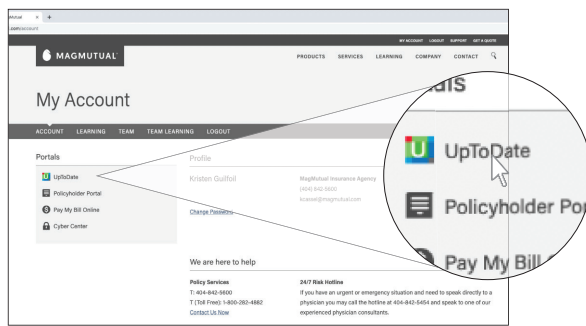
UpToDate® Registration Process

GETTING REGISTERED FOR UPTODATE:

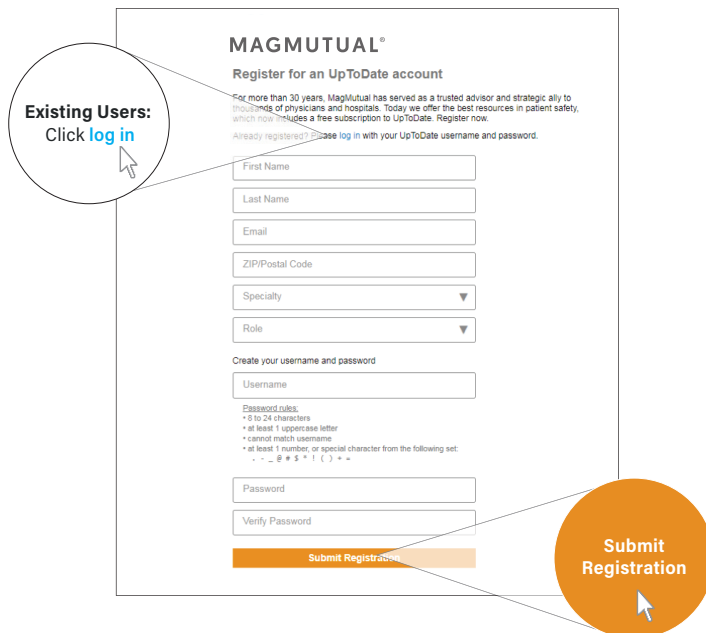
This is a ONE-TIME PROCESS, and you will automatically be signed in moving forward once completed.



1. Visit **MagMutual.com** and **log in to your account.**
 - If you do not have an account with MagMutual.com and you are a PolicyOwner™, please register for a customer account.



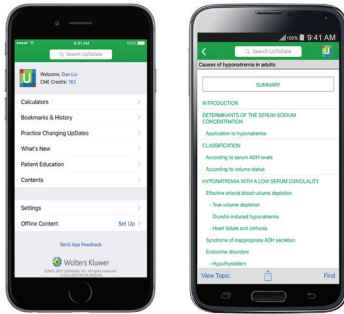
2. Access your account profile page and click the **UpToDate** link.
 - Each PolicyOwner must have an individual MagMutual customer account before registering for UpToDate.
 - Please do not register others for UpToDate from your MagMutual customer account.
 - Do not log out from MagMutual once you have started the registration process.



3. You will be directed to an UpToDate registration page. To register, complete all fields on the registration page and then click **Submit Registration.**
 - If you already have an UpToDate user name and password from a personal subscription or previous access, log in using the "log in" link provided.
 - If you have been using a group login, we recommend setting up an individual registration to ensure you have full access, including use of the app on two mobile devices.
4. Upon completion of the registration process, you will receive a confirmation email from UpToDate with instructions on downloading the mobile app.



UpToDate® Registration Process



MOBILE ACCESS:

Once registered, you can install the mobile app on up to two devices by following the instructions below:

1. On your smartphone or tablet, search for “UpToDate” in your app store and install the free app.
2. Once the download is complete, open the UpToDate mobile app.
3. Log in with your UpToDate user name and password. You only need to do this once; the app remembers your user name and password.



ACCESS TO UPTODATE® ANYWHERE

- You will be required to re-authenticate your status every 90 days via your account on MagMutual.com. In addition to the mobile app, you can access UpToDate from any computer with internet access.
- Simply go to www.uptodate.com and click the “Log in” button located in the top right corner of the UpToDate home page, then enter your user name and password.

NEED HELP?

MagMutual Website
 Cleveland Williams
 800-282-4882 (x5681)
 CWilliams@magmutual.com

UpToDate Questions
 800-998-6374
 customerservice@uptodate.com

MAINTAINING ACCESS

- In order to maintain uninterrupted access to UpToDate Anywhere, you must re-verify your affiliation with MagMutual once every 90 days.
- Re-verification can be done using the following method:
 - Access UpToDate from the MagMutual website the same way you registered at least once every 90 days.
 - Confirm you are logged in by locating your name in the upper right corner of the UpToDate screen.
 - This will automatically re-verify your affiliation, and you will not receive any re-verification messaging.
- Please note: In-application and email messaging will inform you of the need to verify affiliation if you have not done so by day 80. You will receive a second alert at day 90. If you fail to re-verify by day 90, you will lose mobile and remote access. To regain access, please complete the re-verification process outlined above.